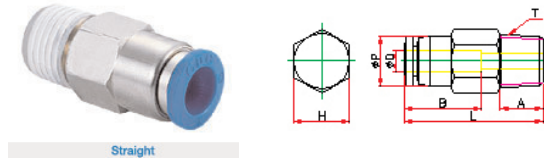
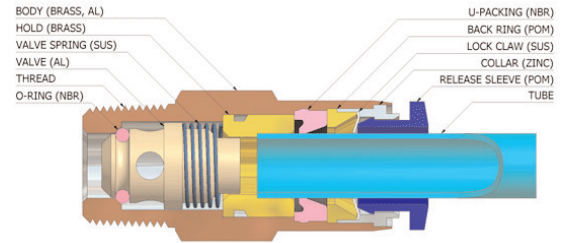


VÁLVULAS ANTIRRETORNO CDC:

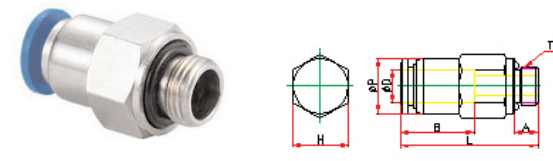
Válvulas Antirretorno Unidireccionales. Mientras el aire fluya o no desde un lado de la válvula, al otro lado nunca habrá retorno de aire en sentido contrario aunque haya diferente presión. Posición "IN" Antirretornos con flujo de rosca macho hacia rosca hembra o a tubo. Posición "OUT" gama en stock, flujo de rosca hembra o tubo hacia la rosca macho.



Straight

CVPC (out) : Válvula Antirretorno Cónica Rosca - Tubo

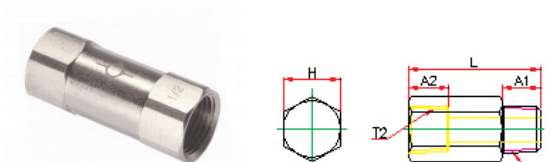
MODELO	D	P	T	L	A	B	H	PESO
CVPC04-M5	4	10.0	M5*0.8p	31.4	3.6	15.3	10	11.8
CVPC04-M6	4	10.0	M6*1.0p	30.4	4.6	15.3	10	11.8
CVPC04-01	4	10.0	R 1/8	27.3	8.0	15.3	10	9.8
CVPC06-01	6	11.9	R 1/8	32.6	8.0	16.3	12	12.8
CVPC06-02	6	11.9	R 1/8	32.6	8.0	16.3	14	19.8
CVPC08-01	8	11.9	R 1/4	32.6	10.0	16.3	14	19.8
CVPC08-02	8	14.0	R 1/4	37.2	10.0	18.3	14	20.7
CVPC10-03	10	23.0	R 3/8	56.3	11.0	20.3	22	45.5
CVPC10-04	10	23.0	R 1/2	58.3	14.0	20.3	22	63.5
CVPC12-03	12	25.0	R 3/8	62.3	12.0	23.3	24	48.3
CVPC12-04	12	25.0	R 1/2	65.3	14.0	23.3	24	68.3



Straight

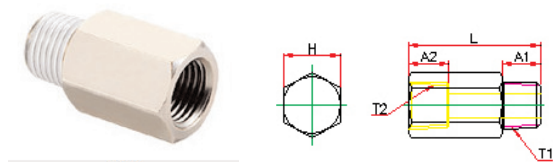
CVPC -G (out) : Válvula Antirretorno Cilíndrica Rosca - Tubo

MODELO	D	P	T	L	A	B	H	PESO
CVPC04-G01	4	10.0	G 1/8	26.3	5.0	15.3	10	11.8
CVPC06-G01	6	11.9	G 1/8	31.6	5.0	17.0	12	15.8
CVPC06-G02	6	11.9	G 1/4	32.1	6.5	17.0	15	25.8
CVPC08-G01	8	14.0	G 1/8	33.8	5.0	18.6	14	16.7
CVPC08-G02	8	14.0	G 1/4	36.7	6.5	18.6	15	25.7
CVPC10-G03	10	23.0	G 3/8	52.5	6.5	20.3	22	33.5
CVPC10-G04	10	23.0	G 1/2	54.3	6.5	20.3	22	39.5
CVPC12-G03	12	25.0	G 3/8	57.5	6.5	23.3	24	41.3
CVPC12-G04	12	25.0	G 1/2	59.3	8.0	23.3	24	44.3



CVFF : Válvula Antirretorno Cónica Rosca H - Rosca H

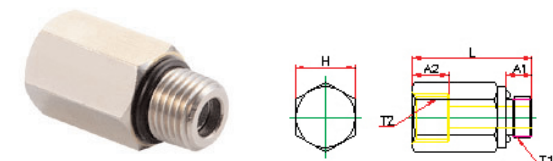
MODELO	T1	T2	L	A1	A2	H	PESO
CVPF01-01	R /18	R 1/8	28.1	8.0	8.0	12	16.0
CVPF04-04	R 1/4	R 1/4	34.1	11.0	10.0	17	39.0
CVPF03-03	R 3/8	R 3/8	53.8	12.0	11.0	22	107.0
CVPF04-04	R 1/2	R 1/2	61.0	14.0	14.0	24	130.0



Bush

CVPF(out) : Válvula Antirretorno Cónica Rosca - Rosca

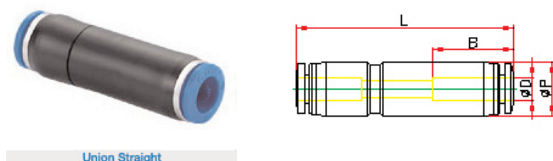
MODELO	T1	T2	L	A1	A2	H	PESO
CVPF01-01	R /18	R 1/8	28.1	8.0	8.0	12	16.0
CVPF04-04	R 1/4	R 1/4	34.1	11.0	10.0	17	39.0
CVPF03-03	R 3/8	R 3/8	53.8	12.0	11.0	22	107.0
CVPF04-04	R 1/2	R 1/2	61.0	14.0	14.0	24	130.0



Bush

CVPF-G (out) : Válvula Antirretorno Cilíndrica Rosca - Rosca

MODELO	T1	T2	L	A1	A2	H	PESO
CVPF G01-G01	G 1/8	G 1/8	26.6	5.0	8.0	14	24.0
CVPF G02-G02	G 1/4	G 1/4	33.1	6.5	10.0	17	40.0
CVPF G03-G03	G 3/8	G 3/8	49.0	6.5	11.0	22	102.0
CVPF G04-G04	G 1/2	G 1/2	55.7	8.0	14.0	24	121.0



Union Straight

CVPU : Válvula Antirretorno Cónica Tubo - Tubo

MODELO	D	P	L	B	PESO
CVPU04	4	10.5	42.3	15.7	5.6
CVPU06	6	12.5	47.5	17.0	8.4
CVPU08	8	14.8	56.4	19.1	13.4
CVPU10	10	23.0	65.2	20.3	16.4
CVPU12	12	25.0	73.0	23.3	31.2